



### HEAD OFFICE INFO

Hebei Create Instrumentation Technologies Co., Ltd.  
ADD: A.1 st.Floor, No.2 Building, No.368 North Xinshi Road,  
Shijiazhuang 050091, Hebei Province, China.  
TEL: 0086 311 83831058/83056195/96  
E-mail: meter@createc.cn  
<http://www.createc.cn>  
More products can be found on our website——<http://createc.en.alibaba.com>.



### SUBSIDIARY COMPANY (A TRADING COMPANY)

Shijiazhuang Jiayao Measurement And Control Technology Co., Ltd.  
Address: A.1st Floor, No.2 Building, No.368 North Xinshi Road, 050091, Shijiazhuang, China  
Email: meter@createc.cn (Mr Andy Bian)  
wmb@createc.cn (Ms Esther Hu)  
kedayiqi@createc.cn (Ms Angela Yan)  
liceya@createc.cn (Ms Liceya Wang)  
TEL: 0086 311 83831058

## ENGLISH CATALOGUE



3000/5000 Series water online analyzer



7000/8000 Series water online analyzer



8920 Series water online analysis Transmitter



Digital water online analysis module



Digital water online analysis sensor



Water online analysis and control system Integration



Multi-parameter online analysis system integration



# COMPANY INTRODUCTION

Hebei Create Instrumentation Technologies Co., is a high-tech company, which is a professional developer and manufacture of chemical analysis sensors and instruments. It specialized in fields of water purification online monitoring, process water integration management system, environmental protection industry and waste water treatment process.

Our products are widely used in ultra-pure water/industrial processing water/food, beverage/security of drinking water/municipal water supply/seawater desalination/environmental monitoring/waste water treatment/swimming pool & SPA/aquaculture/Energy conservation and emission reduction and so on.

We could provide three-dimensional expert service for customers from water online analysis sensors, digital sensors, analysis modules, environmental instruments, system integration, database platform of Internet, APP terminal and so on.



## Integrate Analyzer&Multi-channel Controller Introduction

Widely used for measuring, controlling, and remote communicating the parameters of damp, salt fog and raining industrial sites where there are also temporary sewage treatment/environmental monitoring stations remote from the workshop. When begin to install in the open air , you should set up protective case.



Item	Model	Online analyzer integration	Input/output
1	MFC-2300	General multi-functional controller	POWER: DC 24V DO: 4 channels discrete input DI: 4 channels discrete output AI: 4 channels (4~20)mA AO: 4 channels (4~20)mA Data Communication: RS485(Modbus RTU)
2	MCC-2300	General multi-channel controller (2-12 channels)	



# Environmental Water Quality Analysis Instrument

Hebei Create Instrumentation Technologies Co., Ltd. accumulated rich technology strength in environmental field online monitoring and laboratory off-line analysis. Initially formed environmental pollution sources on-line analysis and laboratory sample analysis. Also provide a variety of customer needs in accordance with environmental protection online, laboratory analysis solution. Achieve on-line control in production process, pollution sources on-line monitoring, surface water quality monitoring, laboratory water sample analysis. Establish comprehensive monitoring early warning system and provide reliable water quality online analysis service for surface water, groundwater, potable water, sewage treatment plant and sewage outfall.



## Environmental Laboratory Water Quality Analysis Instrument

# Digital Water Quality Online Analysis Modules



## Digital Water Quality Online Analysis Module Series:

Item	Model	Online Analysis Module Function	Input/output
1	CIT-1000	Inductive Conductivity&Concentration&Salinity	Power supply: DC 24V Input Port: Belong to probe Data export: RS485(Modbus RTU) Analog Output: (4~20)mA Control Port: Photo relay Control output: Switch Logistic
2	CCT-1000	Conductivity, Resistivity, TDS, Salinity	
3	pH/ORP-1000	pH/ORP	
4	POP-1000	Free Chlorine/CLO <sub>2</sub>	
5	DCT-1000	Water Dissolved Oxygen	
6	FCT-1000	Pipeline Turbine Flow	



# Water Quality Online Analysis Instruments



CIT-8800 Inductive Conductivity/  
Concentration Online Controller



pH/ORP-8500A pH/ORP Meter



DCT-8600A Dissolved Oxygen  
Online Transmitting Controller



CCT-7300 Conductivity/  
Resistivity Online Controller



FCT-8350 Flow Meter



CCT-5300 series Conductivity/  
Resistivity /TDS Online Controller




CCT-3300 series Conductivity/  
Resistivity/TDS Online Controller



ROC-2015  
Single Stage RO Controller



pH/ORP-3500 pH/ORP Meter  
pH/ORP-3520 pH/ORP Meter



Miniature Conductivity Sensor



pH Sensor



Conductivity Sensor



Sanitary grade  
conductivity sensor



Free Chlorine Sensor



# PRODUCT CATALOG

ROC-3000 Single Stage Reverse Osmosis Control System -----	07
COD <sub>Cr</sub> -1400 COD Water Quality Online Analyzer -----	08
MWA-1300 Multi-parameter Online Analysis System Integration -----	09
MCC/MFC-2300 Multi-channels、 Multi-function controller -----	10
Digital Water Quality Analysis Modules -----	11
POP-8300A/B(POP-2200) Integrated Free Chlorine/CLO <sub>2</sub> /pH Online Analyzer -----	13
DCT-8600A Dissolved Oxygen Online Transmitting Controller -----	14
MFC/MCC-1300 General Online single/ multi-channels Controller -----	15
DOD-2000 Digital Optical Dissolved Oxygen Online Analysis Sensor -----	16
FCD-2000 Digital Paddle Wheel Flow Sensor -----	17
TUR/TSS-2000 Digital High range Turbidity/TSS online analyzer -----	18
TUR-2200 Digital Low range Turbidity online analyzer -----	19
FCT-8350 Flow Meter -----	21
FET-1031 Integrated (Split) Electromagnetic Flow Meter -----	22
FTP-1012 Turbine Flow Meter/Transmitter -----	23
pH/ORP-8500A pH/ORP Online Meter -----	24
pH/ORP-7500 pH/ORP Online Meter -----	25
pH/ORP-5500 pH/ORP Online Meter -----	26
pH/ORP-3500 pH/ORP Online Meter -----	27
CIT-8800 Inductive Conductivity / Concentration Online Controller -----	29
CCT-8301A Conductivity/Resistivity/TDS/TEMP Online Controller -----	30
CCT-7300 Conductivity/Resistivity Online Controller -----	31
CCT-5300 Series Conductivity/Resistivity/TDS Online Controller -----	32
CCT-3300 Series Conductivity Online Controller -----	33
CCT-9300 Double Stages RO Controller -----	34
CCT-8320 Single Stages Double Channels RO Controller -----	35
ROC-2315 Single Stage Single Channel RO Controller -----	36
Accessories -----	37
EDI Module -----	39
Dosing Pump -----	41
One-stop Purchase Service -----	42



## ROC-3000 Single Stage Reverse Osmosis Control System

### Typical Application

Based on medium and small RO single stage RO control systems, it provides a fully functional integrated suite of running system for the upgrading of RO water treatment engineering. Customers only need to complete the follow-up electrical installation to realize easy RO automatic running process control.

### Characteristics

- ◆ This controller integrates all the running process of RO system, like the test and control procedures of flow, water quality, water leakage, reagent adding, contacting and function protection. In addition, it also integrates the management functions of flow and time consumable. The controller can run independently from display indicator.
- ◆ 7 inches color man-machine interface, cooperate with dynamic running state. It can pop up data and keyboard windows, users can set configuration and parameters under the menu.
- ◆ General typical craft, can quickly supply.



### Main technical features

Model	ROC-3000 Single Stage Reverse Osmosis Control System		
Conductivity	Cell Constant	1.0cm <sup>-1</sup>	10.0cm <sup>-1</sup>
	Inlet range	(0~2,000)μS/cm	(0~20,000)μS/cm
	Producing water range	(0~200)μS/cm	(0~2,000)μS/cm
Flow	Installation position	Inlet Flow	Strong water
	Sensor diameter	1/2" paddle wheel sensor	1/2" paddle wheel sensor
		Instantaneous flow	Accumulated flow
		(0~2000)m <sup>3</sup> /h	(0~9999999)m <sup>3</sup>
	Many engineering units to be displayed		
Condition Acquisition	raw water low level, pure water high level, low pressure, high pressure can be selected, raw water delivery pump control(contact connection), leakage protection function		
Output Control	Inlet valve, raw water pump, metering pump, booster pump, flushing valve, outlet valve, delivery pump (AC 250V, 3A)		
Power Supply	Power voltage	DC 24V±4V	
	Power consumption	≤3.0W	
Working Environment	Temperature: (0~50)°C; Relative Humidity: ≤85%RH (none condensation)		
Storage Environment	Temperature: (-20~60)°C; Relative Humidity: ≤85%RH (none condensation)		
Installation	Controller	Standard rack mounted (37mm)	
	Indicator	Panel installation, hole size 197mm×137mm (L×W)	

### System Completeness

ROC-3000 Program Controller	7" TFT Color touch screen	Flow sensor	Sensors Two constants for selection	Leakage protection sensor
1 set	1set	2pieces	2 pieces	1piece



## 2. COD<sub>Cr</sub>-1400 COD Water Quality Online Analyzer

### ■ Application:

Widely used in tap-water, oceans, rivers, lakes, water, electroplating waste water, printing and dyeing waste water, slaughter and processing waste water such as industrial waste water and high concentration of waste water before water treatment for direct measurement. Also widely used in rivers section, automatic water quality monitoring stations, sewage treatment plants, water plants, sewage monitoring point, the critical point area water section COD<sub>Cr</sub> online monitoring.

### ■ Characteristics:

- ◆ Visual system operation process or measurement curve analyzing.
- ◆ Timing acquisition, interval acquisition and remote acquisition for selection.
- ◆ Measurement of Chloridion Cl-10000mg/L.
- ◆ Long time Reagent storage.
- ◆ Connection port for over limit automatic sampling.
- ◆ Low system maintenance with innovative data bus modules.
- ◆ Automatic reset and automatic maintenance.
- ◆ Remote access and automatic fault diagnosis.
- ◆ Network or wireless module can be used with digital ports .
- ◆ Harmonious operation and display interface with 7 inch TFT touch screen.
- ◆ Data export with USB function ,Data export period can be selected.
- ◆ Friendly diagram and Tabulation interface make operation easy.



### ■ Main technical features:

Measurement method	potassium dichromate colorimetric method	Measurement mode	Cycle time measurement, external trigger signal measurement
Technical Principle	Sequential injection analysis	Instrument calibration	Auto/Manual
Measurement Range	(30~1000)mg/L or customized as per request	Rinse period	Interval setting (pre-rinse is included)
Accuracy	±10%	Dispel time	modified (10~20min)
Repeatability	≤5%	data storage	3000groups
Resolution	0.1mg/L	Input	Relay
Zero Drift	±5%	Output	(4~20)mA
Measurement Drift			±10%
Communication			RS232 (transferable to RS485)
Consumption			Less than 300W
Power Supply			AC 220V±10%, 50Hz±5%
Temperature			(5~40)°C
Dimension			500mm×1550mm×420mm(W×H×D)

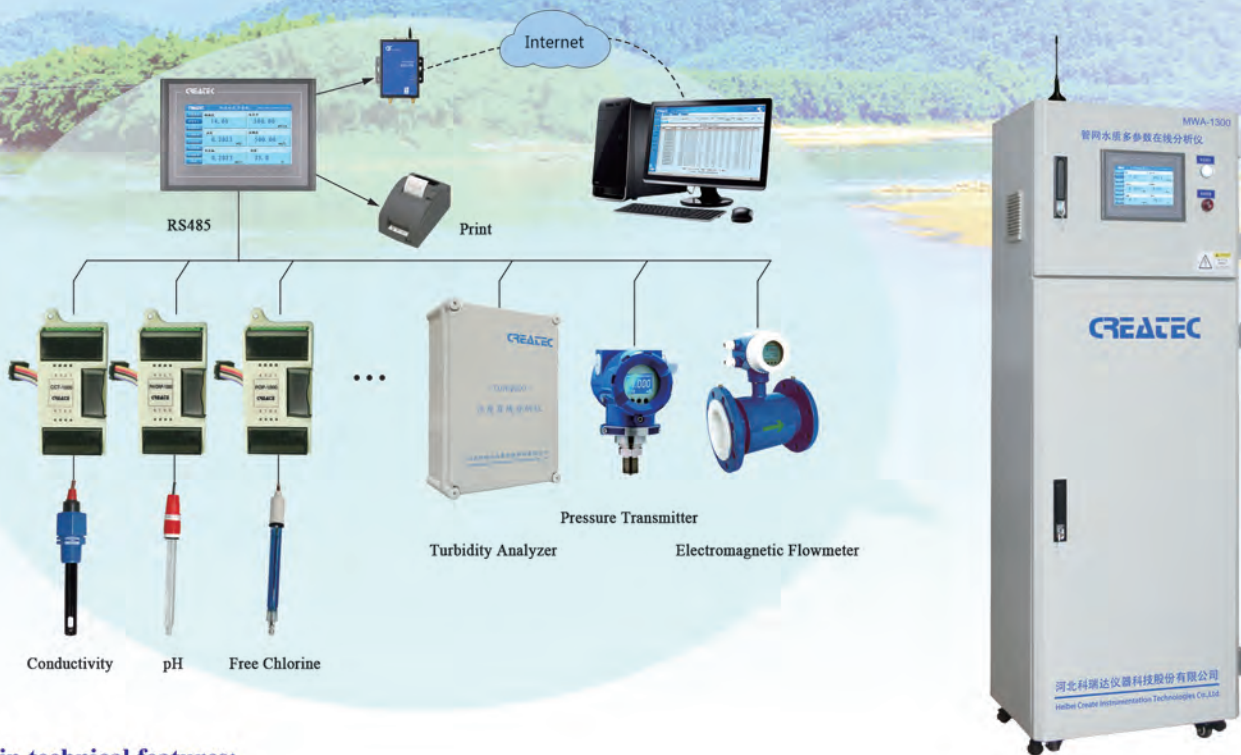
**Remark: The more details about the COD<sub>Min</sub>-1400 (range: 0-20mg/L) COD Water Online Analyzer, please check the website**



### 3. MWA-1300 Multi-parameter Online Analysis System Integration

#### ■ Characteristics:

- ◆ The sampling water will be lead into the cycling system for multi-parameters measurement, which could avoid cumulative water consumption caused by multi-point monitoring network system and save water;
- ◆ 7" color touchscreen with 4-12 channels measurement parameters displayed at the same time;
- ◆ Build-in module instead of meters which makes system clean;stable running, low maintenance;
- ◆ Water quality parameters and external Physical quantities integration, with data logger function;
- ◆ Bus data acquisition (with high speed and high fidelity feature)for data transmission;
- ◆ Data module calibration software makes visible calibration;
- ◆ Mass data storage space for historical data record and curve playback of measurement parameters, U disk data transmission function;
- ◆ Master-slave communication port; mast port for receiving and handling of analyzer; slave port for remote communication, can connect GPRS/WIFI/Zigebe,also connect internet for real time remote monitoring and trouble shooting;
- ◆ With the function of sensor automatic maintenance ,ensure the long life of the sensor.



#### ■ Main technical features:


Model	MWA-1300 Multi-parameter Online Analysis System Integration			
Configuration	Turbidity/Free Chlorine/pH/Temp.....			
Measurement Parameters	Free Chlorine/CLO <sub>2</sub>	Turbidity	pH	Temp.
Measurement range	(0.01~2.00)mg/L	(0~100)NTU	2.00~12.00	(0.0~99.9)°C
Resolution	0.01mg/L	<10NTU, 0.0001NTU;	0.01	0.1°C
Accuracy	90% confidence intervals ≤±10%FS	<40NTU, ±2.5%FS;	0.1pH	±0.5°C
Communication	RS485	MODBUS RTU protocol		
Power supply	AC 220V±10%; 50/60Hz			
Working Environment	Temp: (0~50)°C; relative humidity: ≤85%RH (none condensation)			
Storage Environment	Temp: (0~60)°C; relative humidity: ≤85%RH (none condensation)			
Cabinet Size	1500mm×550mm×400mm (H×W×D)			



## 4. MCC/MFC-2300 Multi-channels, Multi-function controller

### ■ Application:

Widely used for waste water treatment, environmental water quality monitoring, industrial field control, chemical process; Easy for data collecting and controlling, transmitting and remote data transmission.



### ■ Characteristics:

- ◆ 2-16 channels digital and analog sensors can be connected through main communication port;
- ◆ Support four channels (4~20)mA current loop analog data;
- ◆ Wall mounted cabinet with full-sealed, good protection ability;
- ◆ Master-slave type dual serial port, Modbus RTU communication protocol;
- ◆ Any digital sensors can be connected to master serial port;
- ◆ Any PLC、 computer、 wireless remote module can be connected to slave serial port;
- ◆ Store a variety of measurement unit, can be selected from the screen;
- ◆ digital sensor with automatic change default; the current loop can be specified in the interface;
- ◆ 4~20mA output, Instrument / Transmitter for selection;
- ◆ Four channels relay output, preset/cycle control output;
- ◆ One channel photoelectric switch, programmable logic/pulse/frequency working mode;
- ◆ WIFI/Zigbee/3G/GPRS remote module can be selected to integrate into cabinet.



## 5. Digital Water Quality Analysis Modules

### ■ Brief introduction:

With the development of industrial automation, PLC and touch screen are widely used. Touch screen replaces instrumentation display. And 1000 series modules come to being.


These modules have similar appearance to PLC and can be installed to the same track with PLC. With RS485 data bus connection, they have advantages of strong anti-interference, fast transmitting speed, simple wire distribution and accurate data transmitting.

They come with 4-20mA output.

1000 series modules meet internet requirements and become the first choice for industry.

### ■ Characteristics:

- ◆ RS-485 digital data bus structure with 4-20mA output;
- ◆ Visible sensor slope calibration software;
- ◆ Address code and baud rate Acquisition and modification software;
- ◆ Various modules can be track connection.No need for separate connection;
- ◆ DC 24V power supply, non-polarity connection;
- ◆ Isolation between measurement ,communication and control channels;
- ◆ Similar appearance to PLC and can be installed to PLC track;
- ◆ Good EMC design to be suitable for industrial electromagnetism.



Water quality online Data Acquisition system with RS-485





**■ Main technical features:**

Module name	Electromagnetism conductivity	Polar conductivity	pH/ORP	HClO/CLO <sub>2</sub>	DO	Flow
Part no.	CIT-1000	CCT-1000	pH/ORP-1000	POP-1000	DCT-1000	FCT-1000
The above models come with the same measurement range and accuracy as high-end instruments						
Current output	One channel 4-20mA, Active/passive supply mode					
Control output	One channel open-collector output. Load: AC/DC 30V, 50mA(max)					
Communication	RS485, with Modbus RTU protocol					
Power supply	DC 24V±15% (non-polarity)					
Power consume	≤3W					
Working environment	Temp.(0~50)°C; Humidity≤85%RH(non condensation)					
Storage	Temp.(-20~60)°C; Humidity≤85%RH(non condensation)					
Size	48mm×96mm×80mm (H×W×D)					
installation	Track installation、 flat installation					

**■ Order directory:**

Item	Part no.	Module description
1	CIT-1000	Inductive conductivity/concentration/TDS
2	CCT-1000	Conductivity/resistivity/TDS
3	pH/ORP-1000	pH/ORP
4	POP-1000	Free cl./CLO <sub>2</sub>
5	DCT-1000	DO
6	FCT-1000	Paddle wheel flow digital module

## 6. POP-8300A/B (POP-2200) Integrated Free Chlorine/CLO<sub>2</sub>/pH Online Analyzer

### ■ Application:

Widely used for online monitoring HCIO/CLO<sub>2</sub> free chlorine in residential&drinking water or food industries. It is designed for constructing swimming pool, Spa online analysis and the sewage and waste-water disinfection and drug Dosing control. It is better than DPD method Under the condition of large range.

### ■ Characteristics:

- ◆ Wall mounted HCIO/CLO<sub>2</sub> Free Chlorine online analysis system integration;
- ◆ Especially suitable for the detection of free HCIO and CLO<sub>2</sub>;
- ◆ With potentiostatic sensors , stable operation and long operational life;
- ◆ Embedded free chlorine, chlorine dioxide analysis software of two mathematical models;
- ◆ 3.5" LCD color display, bilingual Chinese/English, complete operation guided;
- ◆ Constant flow rate control with the patents, make sure the measurement accuracy, do not changed by the the pipeline pressure;
- ◆ Anti-siphon design, the system automatically in the conservation of the state after the shutdown;
- ◆ Double channels isolated (4~20)mA, Instrument/Transmitter for selection;
- ◆ high/low limit setting relay\*2, Photoelectric programmable\*1, switching/pulse/PID regulating state;
- ◆ Protective plastic chassis, preset back cover, the independent panel.



### ■ Main technical features:

	HCIO	CLO <sub>2</sub>	pH	Temp.
Measurement Range	(0.10~2.00)mg/L (0.10~20.00)mg/L	(0.10~2.00)mg/L (0.10~20.00)mg/L	2.00~12.00	(0.0~99.9)°C(Temp. Compensation Pt1000)
Resolution	0.01mg/L	0.01mg/L	0.01	0.1°C
Accuracy	90% confidence interval ±10%FS	90% confidence interval ±10%FS	0.1level	±0.5°C
Medium	HCIO measurement: pH=6.0~8.0 (free chlorine); CLO <sub>2</sub> measurement: Not controlled by pH Temp.: (0.0~40.0)°C; not contain colloid impurities in water			
Analog Output	Double channels isolated (4~20)mA, Instrument / Transmitter for selection;			
Control Output	Double channels relay (ON/OFF), Load Capacity: AC 220V/3A One channel photo-electronic relay, Load Capacity: 50mA(max) AC/DC 30V photo-electronic relay setting: switch /pulse /frequency division mode for selection			
Flow rate	(250~350)mL/min			
Communication port	RS485, Modbus RTU protocol			
Power Supply	AC 90~240V±10%, 50/60Hz			
Consumption	≤5.5W			
Working Environment	Temp. (0~50)°C; Relative Humidity ≤85%RH (none condensation)			
Storage Environment	Temp. (0~60)°C; Relative Humidity ≤85%RH (none condensation)			
Protection Level	IP54 (Plastic Cabinet, Integration system)			
Cabinet Material	Engineer plastic			
Cabinet Dimension	380mm×280mm×130mm (H×W×D)			
Installation	Wall mounted (with the preset back cover)			



## 7. DCT-8600A Dissolved Oxygen Online Transmitting Controller

### ■ Application:

Widely Used for online monitoring Dissolved oxygen in industrial boiler inlet water, seafood feeding industries.



### ■ Main technical features:

Measurement range	Dissolved Oxygen: (0~20)mg/L; Temperature: (0.0~40.0)°C
Resolution	Dissolved Oxygen: 0.01mg/L; Temperature: 0.1°C
Stability	Dissolved Oxygen: 0.1mg/L; Temperature: 0.2°C
Indication error	Zero point: ±0.10mg/L; Consistency: ±0.50mg/L; Temperature: ±0.5°C
Salinity compensation error	±2%; Temperature compensation range (5~45)°C (Temp. compensation component: 21.9KΩ)
Analog output	Double channels (4~20)mA, instrument/transmitter mode for selection
Control output	Triple channels photo-electrical semiconductor relay Load capacity: AC/DC 30V, 50mA (max)
Communication	RS485, MODBUS RTU
Power supply	DC 24V±15%
Power consumption	≤5.5
Working environment	Temp. (0 ~ 50)°C; Humidity≤85%RH (none condensation)
Storage environment	Temp. (0 ~ 60)°C; Humidity≤85%RH (none condensation)
Protection level	IP65 (with back cover)
Dimension	96mm×96mm×94mm (H×W×D)
Hole size	91mm×91mm (H×W)
Installation	Panel mounted, fast installation

### ■ Order Direction:

Basic order units:

DCT-8600A Dissolved Oxygen Online Transmitting Controller

DO3135-23Z Membrane Covered DO Probe

DO1150 Two-wire Do Transmitter

Sensor and accessories selection:

Flow cell: P33

Mounting bracket: P16-Z

Floating bed: P18

## MFC/MCC-1300 General Online single/ multi-channels Controller

### ■ Application:

Widely used for sewage water treatment, environmental water quality monitoring, industrial site control, chemical process and so on.



### ■ Technical Features:

- ◆ Display one parameter(MFC-1300)or 1-4 channels parameter (MCC-1300) ;
- ◆ Master-slave dual serial port, Modbus RTU communication protocol ;
- ◆ Downward RS485 bus and 4-20 mA receiving port can accept one (MFC-1300) or less than four (MCC-1300) arbitrary measurement transmitter ;
- ◆ Uplink serial port can connect any PLC, computer, and configuration of WIFI, Zigbee, 3 g, GPRS wireless remote module ;
- ◆ Store a variety of measurement unit, can be selected from the screen ;
- ◆ Two channels transmitting output, each channel support 4-20mA output, metering mode and transmitting model for selection ;
- ◆ Three channels control output which could make each parameter over limit alarm control and DI relation (one channel mechanical contact, two channels electronic contact) ;
- ◆ Panel mounted shell with full-sealed, IP65 protection level ;

### ■ Main technical features:

Communication	Master RS485 interface connect with DCS or server; Slave RS485 interface connect with kinds of digital sensors/transmitter	
4 ~ 20mA receiving	Connect with two channels 4-20mA transmitter	
4 ~ 20mA output	Output two channels 4-20mA signals	
DI input ( dry contact )	Two channels DI input, Pull on the potential, photo-electric isolating, receiving level, pressure, Temp, leakage signals	
Control output	Mechanical contact	SPST* One channel , AC 220V @3A ( MAX )
	Electronic contact	Semiconductor photoelectric switch* two channels , load capacity : 50mA ( max ) AD/DC 30V
Power supply	DC24V±4V	
Working environment	Temp ( 0 ~ 50 ) °C ; relative humidity≤85%RH ( none condensation )	
Storage environment	Temp ( -10 ~ 60 ) °C; relative humidity≤85%RH ( none condensation )	
Protection level	IP65	
Dimension	144mm×144mm×142mm(L×W×H)	
Installation Method	Panel mounted	

### ■ Order Direction:

Sensor description	Model	Quantity	Unit
Digital inductive conductivity/concentration sensor	CID-2000	1	PC
Digital conductivity/TDS/Temp sensor	CRD-2000	1	PC
Digital pH/ORP sensor	pHD-2000	1	PC
Digital Optical dissolved oxygen sensor	DOD-2000	1	PC
Digital flow sensor	FCD-2000	1	PC
Digital high range turbidity/TSS sensor	TUR/TSS-2000	1	PC
Digital low range turbidity sensor	TUR-2200	1	PC



## 8. DOD-2000 Digital Optical Dissolved Oxygen Online Analysis Sensor

### ■ Application:

- ◆ Aquaculture, Water ecological Monitoring, Environmental Monitoring;
- ◆ Chemical deoxygenation, thermal deaeration supervising;
- ◆ Testing of aerobic and anaerobic tank in sewage water treatment factory;
- ◆ Online Dissolved oxygen monitoring of City Municipal water/Network tap water.

### ■ Technical Features:

- ◆ Measurement/Communication Integrated Optical Dissolved Oxygen sensor;
- ◆ Design the dissolved oxygen meter function inside the sensor directly;
- ◆ RS485 digital physical port (Modbus RTU protocol);
- ◆ Directly output the dissolved oxygen/temperature analysis data, without any need for analog-digital conversion;
- ◆ Setting K factor, Address and the baud rate by PC software;
- ◆ Nanometer chips, high integrated design and high anti-interference ability;
- ◆ Can select general multi-functional controller to finish the local display and control;
- ◆ Can connect with computer, configuration system, PLC, wireless modules;
- ◆ Meet the demand of system completing in Internet Age.

Aquaculture water quality Monitoring



Water ecological Monitoring, Environmental Monitoring



Sewage water treatment



City Municipal water online analysis



Chemical deoxygenation

### ■ Main technical features:

Measuring Medium	Dissolved Oxygen in water solution
Measurement range	(0-20)mg/L
Main Material	316L Stainless Steel
Installation Method	Submersible installation
Accuracy	±0.1mg/L(<1mg/L); ±0.2mg/L(>1mg/L)
Medium Temperature	(0-50)°C
Stand Pressure	0.2MPa(max)(25°C)
Wire length	Standard length 10m (or customize)
Storage Environment	Temperature (0-45)°C; Humidity≤85%RH (none condensation)
Reply Time	<90 seconds (20°C water temperature)
Date communication	RS485(Modbus RTU protocol)
Power Supply	DC24V±15%

### ■ Order Direction:

Basic order units:  
 Digital optical dissolved oxygen online analysis sensor  
 Host calibration & setting software

Selection Units:  
 MFC-2300 Multi function Controller  
 MCC-2300 Multi Channel Controller  
 Multi-Degrees of Freedom environmental sensor bracket  
 Automatically timing clean device  
 Installation accessories purchase separately  
 Special installation accessories can be customized  
 WIFI, ZIGBEE, CDMA, 3G, GPRS wireless module.

## 9. FCD-2000 Digital Paddle Wheel Flow Sensor

### ■ Characteristics:

- ◆ Measurement/Communication Integrated Paddle Wheel flow sensor;
- ◆ Design the flow meter function inside the sensor directly;
- ◆ RS485 digital physical port(Modbus RTU protocol);
- ◆ Directly output the instantaneous and accumulated flow data, without any need for analog-digital conversion;
- ◆ Setting K factor,Address and the baud rate by PC software;
- ◆ Pre-measuring unit,high integrated design and high anti-interference ability;
- ◆ Pre-measuring unit,high integrated design and high anti-interference ability;
- ◆ Can connect with computer,configuration system,PLC,wireless modules;
- ◆ Meet the demand of system completing in Internet Age.




Flow Monitoring Site



Flow Sensor Installation

### ■ Main technical features:

Data communication	RS485 (Modbus RTU protocol)
Main material	Engineering plastic
Adapt diameter	DN25~DN350
Withstand Pressure	0.6MPa
Measuring range	Instantaneous flow:(0~2000)m <sup>3</sup> /h Accumulated flow:(0~99999999)m <sup>3</sup> Flow rate:(0~5)m/s
Power supply	DC24V±15%
Installation	Mounted vertically,tangential installation
Medium Temperature	(0~60)°C
Wire length	10 meters as standard,but can be customized



Middle opening Bonding Mode

Sit-in PVC Bonding Mode

Stainless Steel opening sit-in Welding Mode

### ■ Order Direction:

Basic Order units:

FCD-2000 Digital FCD-2000 Digital Paddle Wheel Flow Sensor

FCD-2000 Host calibration& setting software

Selection direction:

MFC-2300 Multi-functional Controller

MCC-2300 Multi-Channel Controller

ESB-100 Three Degrees of Freedom environmental sensor bracket

WIFI ,ZIGBEE ,CDMA,3G,GPRS wireless module.



## 10. TUR/TSS-2000 Digital High range Turbidity /TSS online analyzer

### ■ Application:

The online Turbidity monitoring for the source water quality of the environment environmental monitor station, for the industrial water treatment Recycling process, for the every water inlet and outlet in the sewage water treatment, and the TSS monitoring for the sludge treatment process . Widely used in the water supply factory , paper mill , coal washery and the like Turbidity online monitoring .

### ■ Technical Features:

- ◆ Performance characteristics;
- ◆ High range TUR /TSS two in one Turbidity analyzer;
- ◆ RS485 Digital communication, Modbus RTU standard protocol;
- ◆ Combine arbitrarily with the HMI and the wireless module to the system integration;
- ◆ Build-in optical maintenance brush/wiper, cycling/presetting cleaning optical window.



### ■ Main technical features:

Measurement range	Turbidity: (0.01~4000)NTU; TSS: (0.001~50)g/L
Light source	850nm (infrared light)
Resolution	<10NTU, 0.001NTU <100NTU, 0.01NTU <1000NTU, 0.1NTU <4000NTU, 1NTU
Accuracy	Turbidity: (0~100)NTU ±3.0%FS (100~1000)NTU ±1.0%FS (1000~4000)NTU ±1.0%FS TSS: ±5% of reading
Repeatability	1%
Sample flow	<3m/s
Cable length	Standard length 10m (or customize)
Maintenance	Build-in brush, settable period
Power supply	DC 24V±15%
Installation	Submersible installation
Communication port	RS485(Modbus RTU protocol)
Pressure range	≤6bar
Working Environment	(0~40)°C
Weight	1.5Kg
Consumption	<10W

## 11. TUR-2200 Digital Low range Turbidity online analyzer

### ■ Application:

The monitoring of each process site in water supply plant such as entry, filtration, precipitation, product water and water quality monitoring about the water supplied through pipeline network.

Water quality monitoring about industrial engineering water, monitoring about circulating cooling water, swimming pool water, and the water through filtration and membrane of water processing systems.

### ■ Operating principle:

When a beam of parallel light passes through the water, under the irradiation of parallel beam the suspended particles in water samples scatters, and the scattered light which have 90 degrees angle with the incident light is detected by photocell, then by using the positive correlation between the scattered light intensity and the water turbidity, and through analysis of the microprocessor, the corresponding turbidity value could be obtained.

### ■ Characteristics:

- ◆ Innovative defoaming system which passes through labyrinth;
- ◆ Flexible optical system maintenance and cleaning;
- ◆ Measures to stabilize the liquid level stable and flow rate, which are not affected by water sample pressure;
- ◆ Multiple calibration methods recommended, which can be comparable to imported products;
- ◆ Measuring range supporting (0-100) NTU turbidity;
- ◆ Complete electromagnetic compatibility design, easy against the industrial interference on site.
- ◆ Adopting wide spectrum of tungsten lamp as light source, which improve the sensitivity for small particles;
- ◆ Built-in defoaming system, which gives superior effect, convenient cleaning and improves the detection accuracy.

### ■ Main technical features:



Product name	TUR-2200 Turbidity online analyzer
Test range	(0-100)NTU
Resolution	<10NTU 0.0001NTU; >10NTU 0.001NTU
Degree of accuracy	<40NTU ±2.5% FS; >40NTU ±5% FS
Linearity	Better than1% corresponding Formazin (0-40)NTU, perform accurate calibration for high turbidity
Repeatability	Better than the reading value±1%, Taking the maximum value within each measuring range
Signal average time	0, 6, 30, 60 and 90 sec., Users choose.
Sample flow	(200-700) mL/minute
Sample temperature range	(0-50)°C
working environment	Temperature: (0-50) °C Humidity: 5%-85% no condensation
Storage Temperature Range	(-20-60) °C
Data output	RS485 (modbus Protocol)
Supply voltage	DC 24V±4V
Power consumption	<12W
Install environment	In-house



## 12. FCT-8350 Flow Meter



### ■ Application:

Widely used for online measurement of acid&alkali in low concentrations and the low viscosity single-phase fluid of non-trade settlement process.

### ■ Characteristics:

- ◆ K coefficient and standard diameter/non-standard of a variety of settings way, flexible and convenient;
- ◆ Different kinds of the engineer working load could be chosen, it can meet the measurement standards of different country and region;
- ◆ (instantaneous flow high/low limit alarm, instantaneous flow frequency) multiple alarm settings;
- ◆ the frequency pulse of instantaneous flow rate, direct sensor pulse integrating volume frequency division, integrating volume pulse and many kinds of control mode for selection;
- ◆ To start the polyline modification for the measurements to provide better precision correction;
- ◆ Compatible with tangential type/axial type pulse sensor;
- ◆ Small signal cutting and small signal correction function, to meet the operation compensation under low flow rate condition;
- ◆ 3.5 inch screen, Multi-parameter display and Chinese/English for selection, Heuristic operation;
- ◆ Semiconductor photoelectric relay (non contact), switch control/proportional pulse control;
- ◆ It can achieve the ratio of flow parameter pulse pharmacy dosing;
- ◆ Measurement/control/transmission each unit can complete electrical isolated, each other without any interference;
- ◆ Can program Current transmitting between any two points in whole flow range;
- ◆ Isolated (4~20)mA current loop, Instrument/Transmitter for selection;
- ◆ EMC design with better ability on anti-interference;
- ◆ Meeting High humidity site safety power supply regulation, DC 24V with standard.




PVC saddle mounting tee



316L st.st.saddle mounting fitting



PVC saddle mounting fitting



DN25, DN32, DN40 saddle mounting tee



saddle mounting fitting



st.st saddle mounting fitting

■ Main technical features:

Measurement Range	Instantaneous flow: (0~2000)m <sup>3</sup> /h; Accumulated flow: (0~99999999)m <sup>3</sup>
Flow Rate:	(0~5)m/s
Applicable Pipe Diameter	DN25~DN1000 for selection
Resolution	0.001m <sup>3</sup> /h
Renew Interval	1S
Accuracy	2.0 level
Repeatability	±0.5%
Probe Input	Range: 0.5Hz~2KHz; Power supply: DC 12V (instrument supply)
Analog output	(4~20)mA, Instrument/Transmitter for selection;
Control Output	Semi-conductor photo electronic relay, Load current: 50mA(max) AC/DC 30V
Control Mode	Instantaneous flow high/low limit alarm, flow variable frequency conversion, probe pulse frequency division, integrating value pulse, control on/off function
Working Power	FCT-8350 DC24V
Power consumption	≤3.0W
Cable Length	5m as standard or (1~500)m for selection
Working Environment	Temp. (0~50)°C; relative humidity≤85%RH (non condensation)
Storage Environment	Temp. (-20~60)°C; relative humidity ≤85%RH (non condensation)
Protection level	IP65 (with back cover)
Dimension	96mm×96mm×94mm (H×W×D)
Hole size	91mm×91mm (H×W)
Installation	Panel mounted, fast installation



## 13. FET-1031 Integrated (Split) Electromagnetic Flow Meter

### ■ Application:

It is used to measure the volume flow of the conductive liquid whose conductivity is bigger than  $5\mu\text{S}/\text{cm}$ . It is one kind of flow meter to measure volume flow of conductive medium. Besides volume flow of normal corrosive liquid with strong acid or strong alkali and uniform liquid-solid two-phase suspension liquid, such as mud, mine mud and pulp.

It has been widely applied to do flow measurement in petroleum, chemistry, metallurgy, textile, paper, environmental protection, food industry and municipal administration, water conservancy, river dredging.



### ■ Working Principle:

According to Faraday's principle of electromagnetic induction, a pair of sensing electrodes are installed on the wall which is vertical with the measuring tube axis and the magnetic field lines. When the conductive fluid moves along the measurement tube axis, the conductive liquid cuts magnetic field lines then generates EMF, Magnetic induction potential detected by the two detection electrodes, the value is proportional to the flow, its value is:  $E = B \cdot V \cdot D \cdot K$  formula:

E-Induced electromotive force; K-The factors related to axial length and the magnetic field distribution; B-Magnetic induction intensity; V-The average velocity of the conductive liquid; D-Electrode spacing; (measuring tube inside diameter)

### ■ Main technical features:

Executive Standard	Electromagnetic Flow Meter (JB/T9248-1999)
Normal diameter (mm)	Pipe style PTFE pad: DN10-DN600
Special model can be ordered)	Pipe style rubber pad: DN40-DN2000
Fluid direction	forward、reverse、net flow
Ratio of range	150 :1
Error of repeatability	$\pm 0.1\%$ of measured value
Accuracy Level	0.5 level, 1.0level
Temperature of measured medium	Ordinary rubber pad: $(-20\sim+60)^{\circ}\text{C}$ High temperature rubber pad: $(-20\sim+90)^{\circ}\text{C}$ PTFE pad: $(-30\sim+120)^{\circ}\text{C}$ High PTFE pad: $(-20\sim+160)^{\circ}\text{C}$
Rated working pressure (High pressure can be ordered)	DN10-DN25 $\leq 4.0\text{Mpa}$ DN32-DN150 $\leq 1.6\text{Mpa}$ DN200-DN600 $\leq 1.0\text{Mpa}$ DN700-DN2000 $\leq 0.6\text{Mpa}$
Flow rate range	$(0.1\sim 15)\text{m/s}$
Conductivity range	Conductivity of measured medium $\geq 5\mu\text{S}/\text{cm}$
Signal output	$(4\sim 20)\text{mA}$ (load resister $0\sim 75\Omega$ ), pulse/frequency, control voltage level
Communication output	RS485, Modbus RTU protocol, HART protocol, Profibus-DP protocol
Power supply	220V AC, $\pm 15\%$ or 24V DC, ripple $\leq 5\%$
Required length	upstream $\geq 5\text{DN}$ , downstream $\geq 2\text{DN}$
Connection type	Flange connection, international standard of flange: GB/T9113.1-2000
Explosion proof level	Exd(ia)iaqIIC T5
Protection level	IP65, special order can reach to IP68
Ambient temperature	$(-25\sim+60)^{\circ}\text{C}$
Relative humidity	$(5\sim 95)\%$
Consumption of total power	Less than 20W

## 14. FTP-1012 Turbine Flow Meter/Transmitter

### ■ Application:

It is widely used to measure liquid which has no chemical corrosive reaction with stainless steel 1Cr18Ni9Ti, 2Cr13, corundum Al<sub>2</sub>O<sub>3</sub> and cemented carbide. This kind of measure liquid has no impurities such as fiber and particles. The movement viscosity is lower than  $5 \times 10^{-6}$  m<sup>2</sup>/s at working temperature. If the viscosity is higher than  $5 \times 10^{-6}$  m<sup>2</sup>/s, the flow meter should be calibrated in the liquid before use.



### ■ Main technical features:

Executive Standard	turbine flow sensor(JB/T9426-1999)
Thread connection	4、6、10、15、20、25、32、40 (mm)
Flange connection	DN15、20、25、32、40、50、65、80、100、125、150、200
Accuracy level	±1%R、±0.5%R、±0.2%R (need special design)
Ratio of measuring range	1:10; 1:15; 1:20
Material of the meter	304 stainless steel、316L stainless steel
Environmental condition	medium temperature: (-20~+120)°C Environmental temperature: (-20~+60)°C Relative humidity:(5~90)% Atmosphere pressure: 86~106kpa
Signal output	pulse signal /4~20mA
Communication port	RS485/HART protocol
Power supply	A. External supply: DC24V±15%, ripple ±5%(4~20)mA output,pulse output R485 B. Internal supply: 3.0V/10A Hlithium battery*1, battery voltage ≥(2.0~3.0)V normal operation
Signal cable interface	Basic type:Hausmann interface or with three core wire cable Explosion proof type:inner thread M20*1.5
Explosion proof level	Exia II CT4 or Exd II BT6
Protection level	IP65 or higher(can be customized)



## 15. pH/ORP-8500A pH/ORP Online Meter




### ■ Characteristics:

- ◆ 3.5" 320×240 TFT color screen, Multi-parameter display;
- ◆ It has pointers, numbers and colors with space-time concept and can display forms;
- ◆ Be compatible for six kinds of buffer solution which suitable for international standard;
- ◆ Touch key, Chinese/English to select, guided operation;
- ◆ RS485, Modbus RTU protocol;
- ◆ Double channels/Isolated(4-20)mA, instrument/transmitter mode for selection;
- ◆ Three channels photoelectric switch control, arbitrary combination for PH/ORP/temperature/timing;
- ◆ switch control, frequency pulse, frequency pulse for option, fit for more;
- ◆ EMC design with better ability on anti-interference;
- ◆ Calendar function which can set timing and reserved timing;
- ◆ With the CE Certification .

### ■ Application:

Widely used for online pH/ORP measurement in chemical process, oil refining, metallurgy, pharmacy, chemical synthesis industrial/sewage water treatment, environment monitoring, agricultural technology, biological fermentation, industrial coating and so on.



### ■ Main technical features:

Measurement Parameter	pH	ORP	Temperature
	Range: 0.00~14.00	Range: (-1999~+1999)mV	Range: (0.0~100.0)°C
	Resolution: 0.01	Resolution: 1mV	Resolution: 0.1°C
	Accuracy: ±0.1	Accuracy: ±5mV(Indicator)	Accuracy: ±0.5°C
Medium	(0~80)°C		
Temperature components	Pt1000 temperature components		
Analog Output	Double channels isolated, transportable(4~20)mA, instruments/ transmitter mode.		
Control Output	Triple channels semiconductor photoelectric switch, load current: AC/DC 30V, 50mA(max)		
Communication port	RS485, Modbus RTU protocol		
Powder supply	DC 24V		
Consumption	<5.5W		
Working Environment	Temperature (0~80)°C; Relative Humidity ≤85%RH(none condensation)		
Storage Environment	Temperature (-20~60)°C; Relative Humidity ≤85%RH(none condensation)		
Protection Level	IP65 (with rear cover)		
Dimension	96mm×96mm×94mm (H×W×D)		
Hole Size	91mm×91mm (H×W)		
Installation	Panel Mounted, Fast installation		

## 16. pH/ORP-7500 pH/ORP Online Meter



### ■ Application:

Widely used for online monitoring in environmental protection water treatment, water environment monitoring, the monitoring of plating solution, chemical process, the circulating cooling water, aquaculture, and acidity in the modern agricultural industry.

### ■ Characteristics:

- ◆ Be compatible for six kinds of Buffer solution (10.00 ,9.18, 7.00,6.86,4.00,4.01);
- ◆ Single/Double resistance difference pre-amplification, compatible with more sensor types;
- ◆ With the isolated outlay temperature sensor for medium voltage balance;
- ◆ Emerald back-light, big LCD interface, multi symbols;
- ◆ Isolated (4~20)mA output, dual mode Instrument/Transmitter;
- ◆ Double relay control (one for high limit ,one for the low limit) and the time-delay control to control and adjust the pH/ORP;
- ◆ Split type、 two composite electrode, do not need to replace the cable;
- ◆ Isolated measurement/Transmitter/Controller; no mutual influence, runs steadily;
- ◆ Optimal electromagnetic compatibility design, good anti-jamming performance;
- ◆ With the sealed instrument housing, has the very good weathering resistance and salt fog protective;
- ◆ With the CE Certification.

### ■ Main technical features:

	pH	ORP	Temp.
Measurement Range	0.00~14.00	(-1999~+1999)mV	(0.0~99.9)°C(Temp.Compensation: NTC10K)
Resolution	0.01	1mV	0.1°C
Accuracy	±0.1	±5mV (electronic unit)	±0.5°C
Buffer Solution	10.00; 7.00; 4.00 / 9.18; 6.86; 4.01		
Temp.Compensation	(0~99.9)°C (with 25°C as standard) manual/automatic Temp. compensation for selection		
Analog Output	Single channel Isolated (4~20)mA, Instrument/Transmitter for selection		
Control Output	Double channels replay output, Load capacity: AC 220V/AC 110V, 2A(max); DC 24V, 2A(max);		
Powder supply	pH/ORP-7500 DC 24V	pH/ORP-7510 AC 110V	pH/ORP-7520 AC 220V
Consumption	<4W		
Working Environment	Working temperature(0~50)°C; Relative humidity ≤85%RH (none condensation)		
Storage Environment	Temperature (-20~60)°C; Relative Humidity ≤85%RH (none condensation)		
Protection Level	IP65 (with rear cover)		
Dimension	96mm×96mm×105mm (H×W×D)		
Hole Size	91mm×91mm (H×W)		
Installation	Panel Mounted, Fast installation		



## 17. pH/ORP-5500 pH/ORP Online Meter



### ■ Application:

Widely used in scientific experiments and flow detection of various pH solution, It is a panel seal type casing, cost-effective pH & ORP line analytical instruments.

### ■ Characteristics:

- ◆ Be compatible for six kinds of Buffer solution, international standard;
- ◆ Sealed, cost-effective pH/ORP online pH/ORP controller;
- ◆ Outlay temperature sensor design, Universal pH electrode;
- ◆ White back-light, overhead multi symbols, simple to set up, easy to use;
- ◆ Isolated (4~20)mA output, dual mode Instrument/Transmitter;
- ◆ Double relay control (one for high limit, one for the low limit) and the time-delay control;
- ◆ Two composite electrode, do not need to replace the cable;
- ◆ Isolated measurement/Transmitter /Controller; no mutual influence;
- ◆ Optimal electromagnetic compatibility design, good anti-jamming performance;
- ◆ With the CE certification.



### ■ Main technical features:

	pH	ORP	Temp.
Measurement Range	0.00~14.00	(-2000~+2000)mV	(0.0~99.9)°C(Temp.Compensation: NTC10K)
Resolution	0.01	1mV	0.1°C
Accuracy	±0.1	±5mV (electronic unit)	±0.5°C
Buffer solution	pH value 9.18; 6.86; 4.01; 10.00; 7.00; 4.00		
Temp.Compensation	(0~50)°C (with 25°C as standard) manual/automatic temp. compensation for selection		
Analog output	Isolated (4~20)mA, Instrument/Transmitter for selection		
Power supply	pH/ORP-5500	pH/ORP-5510	pH/ORP-5520
	DC 24V	AC 110V	AC 220V
Control Output	Double relay output (ON/OFF); AC 240V/3A		
power consumption	<3W		
Working Environment	Working temp.(0~50)°C; Relative humidity ≤85%RH (none condensation)		
Storage Environment	Temp. (-20~60)°C; Relative humidity ≤85%RH (none condensation)		
Dimension	96mm×96mm×105mm (H×W×D)		
Hole Size	91mm×91mm (H×W)		
Protection level	IP65 (with back cover)		
Installation	Panel installation, Fast installation		

## 18. pH/ORP-3500 pH/ORP Online Meter



### ■ Application:

Widely used in scientific experiments and flow detection of various pH solution, It is a small, low-cost and high cost-effective on-line analysis instruments.

### ■ Characteristics:

- ◆ One kind of popular and cost-effective online pH/ORP controller;
- ◆ Be compatible for six kinds of Buffer solution (10.00, 9.18, 7.00, 6.86, 4.00, 4.01);
- ◆ Outlay temperature sensor design, Universal pH electrode;
- ◆ White back-light, overhead multi symbols, simple to set up, easy to use;
- ◆ Isolated (4~20)mA output, dual mode Instrument/Transmitter ;
- ◆ Double relay control (one for high limit ,one for the low limit) and the time-delay control;
- ◆ Optimal electromagnetic compatibility design, good anti-jamming performance;
- ◆ Multi power supply, DC/AC power input, no polarity connection;
- ◆ Compact Quick installation with the Short cabinet;
- ◆ With the CE certification.

### ■ Main technical features:

	pH	ORP	Temp.
Measurement Range	0.00~14.00	(-2000~+2000)mV	(0.0~99.9)°C(Temp.Compensation: NTC10K)
Resolution	0.01	1mV	0.1°C
Accuracy	±0.1	±5mV (electronic unit)	±0.5°C
Buffer Solution	9.18; 6.86; 4.01; 10.00; 7.00; 4.00		
Medium Temp.	(0~50)°C (with 25°C as standard) manual/automatic temp.compensation for selection		
Analog Output	Isolated one Channel (4~20)mA, Instrument/Transmitter for selection		
Control Output	Double relay output (single contact ON/OFF)		
Powder supply	pH/ORP-3500 DC 24V	pH/ORP-3510 AC 110V	pH/ORP-3520 AC 220V
power consumption	<3W		
Working Environment	Working temp. (0~50)°C; Relative humidity ≤85%RH (none condensation)		
Storage Environment	Temp. (-20~60)°C; Relative humidity ≤85%RH (none condensation)		
Dimension	48mm×96mm×80mm (H×W×D)		
Hole Size	44mm×92mm (H×W)		
Installation	Panel mounted, fast installation		



## 19. CIT-8800 Inductive Conductivity / Concentration Online Controller

### ■ Application:

- ◆ Conductivity, TDS, Concentration Online Controller of Strong electrolyte aqueous solution;
- ◆ Acid and alkali regeneration process on-line concentration analysis of anionic, cationic exchange resin;
- ◆ Conductivity of low viscosity, multi-phase liquid online analysis;
- ◆ Chemical process, electroplating, coating, oil, metal processing and other industrial conductivity on-line analysis;
- ◆ CIP cleaning, sewage treatment and seawater desalination, circulating cooling water, environmental water quality monitoring.

### ■ Characteristics:

- ◆ Conductivity/Concentration/TDS/Temperature integration;
- ◆ Conductivity/TDS/concentration/temperature transmit;
- ◆ RS485 MODBUS-RTU protocol;
- ◆ Double channels/isolated (4~20)mA output, Instrument/Transmitter mode for selection;
- ◆ 3.5"320×240 TFT color screen, Chinese/English for optional;
- ◆ Touch keys, humanism operation interface, guided menu;
- ◆ Support conductivity measurement range (0.5~2000)mS/cm, Auto range;
- ◆ Application-oriented can be customized, designed accessory for a variety of use conditions;
- ◆ Built-in NaOH, HNO<sub>3</sub> concentration curve, Other newsolution can be calibrate;
- ◆ Sensor material for optional, for highly corrosive, health requirements;
- ◆ Electromagnetic compatibility, with strong ability of anti-interference;
- ◆ Calendar function which can set timing and reserved timing;
- ◆ Password protection function, strengthen system security.



■ Main technical features:

Measurement range	Conductivity: (500~2,000,000) $\mu$ S/cm Concentration: 1.NaOH: (0~15)% or (25~50)%; 2.HNO <sub>3</sub> : (0~25)% or (36~82)%; 3.User-defined concentration curves TDS: (250~1,000,000)ppm Temp.: (0.0~120.0) $^{\circ}$ C	
Resolution	Conductivity: 0.01 $\mu$ S/cm; Concentration: 0.01%; TDS: 0.01ppm; Temp.: 0.1 $^{\circ}$ C	
Accuracy	Conductivity: (500~1000) $\mu$ S/cm $\pm$ 10 $\mu$ S/cm (1~2000)mS/cm $\pm$ 1.0% TDS: 1.5 level Temp.: $\pm$ 0.5 $^{\circ}$ C	
Temp. compensation	range: (0.0~120.0) $^{\circ}$ C	element: Pt1000
Analog output	Two channels isolated, transportable (4~20)mA, Instrument / Transmitter for selection	
Control output	Triple channels semiconductor photoelectric switch, ProgrammableSwitch, pulse and frequency	
Power supply	AC/DC 30V, 50mA(max)	
Data communication	RS485, Modbus RTU protocol	
Power supply	DC 24V $\pm$ 15%	
Consumption	<5.5W	
Working environment	Temperature (0~50) $^{\circ}$ C; Relative Humidity $\leq$ 85%RH (non-condensing)	
Storage	Temperature (-20~60) $^{\circ}$ C; Relative Humidity $\leq$ 85%RH (non-condensing)	
Protection level	IP65 (with rear cover)	
Outline dimension	96mm $\times$ 96mm $\times$ 94mm (H $\times$ W $\times$ D)	
Hole dimension	91mm $\times$ 91mm (H $\times$ W)	
Installation	Panel mounted, fast installation	





## 20. CCT-8301A Conductivity/Resistivity/TDS/TEMP Online Controller

### ■ Application:

Multi-effect distilled water for medical systems, boiler bottom water, condensate, heat exchange systems, industrial thermal mechanical parts cleaning, industrial water recycling and conductivity online analysis at high temperature environments running water quality management and automated control over a wide temperature range.

### ■ Characteristics:

- ◆ Integrates conductivity/resistivity/temperature;
- ◆ 3.5" 320×240 TFT color screen, multiple parameter display in same screen;
- ◆ With the Conductivity constant 0.01; 0.1; 1.0; 10.0 (cm<sup>-1</sup>)
- ◆ Automatic range switch, arbitrary setting for measurement unit;
- ◆ Double channel, Isolated (4~20)mA, Instrument/Transmitter for selection;
- ◆ Control, transmit, arbitrary combination for conductivity/resistivity/TDS/temperature;
- ◆ Triple channels Photo-electrical switch control, Choose to conductivity/resistivity/temperature/time;
- ◆ Switching logic can be set, Static logic or pulse logic for optional;
- ◆ Calendar function, time setting, and making an appointment, provide time tags for recording data;
- ◆ Pt1000 temperature compensation, with the professionalization of temperature measurement/temperature control;
- ◆ Complete isolated channel for the Power, measurement, transmitter and control;
- ◆ RS485communication port, Standard Modbus RTU protocol;
- ◆ Optimal electromagnetic compatibility design, good anti-jamming performance;
- ◆ DC24V power supply, conform to the safety standards of high humidity site (Port polarity internal automatic identification);
- ◆ Password protection function, strengthen system security, With the CE Certification.



### ■ Main technical features:

Constant	10.00cm <sup>-1</sup>	1.000cm <sup>-1</sup>	0.100cm <sup>-1</sup>	0.010cm <sup>-1</sup>
Conductivity	(500~100,000)μS/cm	(1.0~10,000)μS/cm	(0.5~200)μS/cm	(0.05~18.25)MΩ·cm
TDS	(250~50,000)ppm	(0.5~5,000)ppm	(0.25~100)ppm	—
Temp.	(0~180)°C (Temp.Compensation: Pt1000)			
Resolution	Conductivity: 0.01μS/cm, 0.01mS/cm; Resistivity: 0.01MΩ·cm; TDS: 0.01ppm; Temp.: 0.1°C			
Accuracy	Conductivity: 1.5% (FS); Resistivity: 2.0%(FS); TDS: 1.5% (FS); Temp: ±0.5°C			
Temperature compensation	With25°C as standard under normal medium; With 90°C as standard under high temp medium			
Analog Output	Double channel (4~20)mA, Instrument/Transmitter for selection			
Control Output	Triple channels photo-electronic semiconductor relay switch, Load capacity: AC/DC 30V,50mA(max)			
Communication port	RS485 Modbus RTU protocol			
Powder supply	DC 24V±15%			
Protection Level	IP65 (with the back cover)			
Working Environment	Temp. (0~50)°C; relative humidity ≤95%RH (non-condensing)			
Storage Environment	Temp. (-20~60)°C; relative humidity ≤85%RH (non-condensing)			
Dimension	96mm×96mm×94mm (H×W×D)			
Hole Size	91mm×91mm (H×W)			
Installation	Panel mounted, fast installation			

## 21. CCT-7300 Conductivity/Resistivity Online Controller



### ■ Application:

Widely used for chemical industry, pharmaceutical, food, beverage, paper making industry, industrial coating, municipal water, Environmental and so on.

### ■ Characteristics:

- ◆ Automatic range, digital Temp. Compensation;
- ◆ High measurement range, wide range temperature, integration Conductivity/Resistivity parameter measurement;
- ◆ Support electrode constant 0.01; 0.10; 1.00; 10.00;
- ◆ Arbitrary selection of Conductivity, resistivity and TDS;
- ◆ Powder supply, measuring, communication, control are completely isolated;
- ◆ Isolated, transportable (4~20) mA current loop, Instrument / Transmitter mode for selection;
- ◆ Double relay control, ON/OFF contact, high /low limit control;
- ◆ Electromagnetic compatibility, with strong ability of anti-interference;
- ◆ With the CE Certification.

### ■ Main technical features:

Constant	10.00cm <sup>-1</sup>	1.000cm <sup>-1</sup>	0.100cm <sup>-1</sup>	0.010cm <sup>-1</sup>
Conductivity	(0.5~40,000)μS/cm	(1.0~4,000)μS/cm	(0.5~200)μS/cm	(0.05~18.25)MΩ·cm
TDS	(250~20,000)ppm	(0.5~2,000)ppm	(0.25~100)ppm	—
Temp.	(0~180)°C (Temp.Compensation: Pt1000)			
Temp. Compensation	With 25°C as standard under normal medium; With 90°C as standard under high temp medium			
Temp. Compensation	Pt1000			
Cable length	30m (MAX)			
Analog Output	Isolated, transportable (4~20)mA, Instrument / Transmitter for selection			
Control Output	Double relays, ON/OFF; Load capacity: AC 230V/2A (Max)			
Power Supply	CCT-7300 DC 24V	CCT-7310 AC 110V	CCT-7320 AC 220V	
Working Environment	Temp. (0~50)°C; relative humidity ≤80%RH			
Protection Level	IP65 (with back cover)			
Dimension	96mm×96mm×105mm (H×W×D)			
Hole Size	91mm×91mm (H×W)			
Installation	Panel mounted, fast installation			



## 22. CCT-5300 series Conductivity/Resistivity/TDS Online Controller



### ■ Application:

High Cost-Effective, widely used for chemical industry, paper making industry, industrial coating, pharmaceutical, food, beverage, municipal water, Environmental and so on.

### ■ Characteristics:

- ◆ Integrated of Conductivity/Resistivity parameter measurement, support cell constant  $0.01\text{cm}^{-1}$ ,  $0.1\text{cm}^{-1}$ ,  $1.0\text{cm}^{-1}$ ,  $10.0\text{cm}^{-1}$ ;
- ◆ Automatic range switch, Intelligent core;
- ◆ White Background LCD display, various of symbols to lead operation;
- ◆ Arbitrary selection of Conductivity, resistivity and TDS;
- ◆ Check the conductivity, temperature, mA current at any time;
- ◆ Isolated, transportable (4~20)mA output, Instrument / Transmitter mode for selection;
- ◆ DC 24V; AC 110V; AC 220V power supply for selection;
- ◆ Measuring, communication, control are completely isolated, more stable;
- ◆ With the CE Certification.

### ■ Main technical features:

Constant	$10.00\text{cm}^{-1}$	$1.000\text{cm}^{-1}$	$0.100\text{cm}^{-1}$	$0.010\text{cm}^{-1}$
Conductivity	$(0.5\sim 20,000)\mu\text{S}/\text{cm}$	$(0.5\sim 2,000)\mu\text{S}/\text{cm}$	$(0.5\sim 200)\mu\text{S}/\text{cm}$	$(0.05\sim 18.25)\text{M}\Omega\cdot\text{cm}$
TDS	$(250\sim 10,000)\text{ppm}$	$(0.5\sim 1,000)\text{ppm}$	$(0.25\sim 100)\text{ppm}$	—
Medium Temp.	$(0\sim 50)^{\circ}\text{C}$ (Temp.Compensation: NTC10K)			
Accuracy	Conductivity	Resistivity	TDS	Temp.
	1.5% (FS)	2.0% (FS)	1.5% (FS)	$\pm 0.5^{\circ}\text{C}$
Cable length	$\leq 20\text{m}$ (MAX)			
Temperature compensation	$(0\sim 50)^{\circ}\text{C}$ (with $25^{\circ}\text{C}$ as Standard)			
Transmitting Output	isolated, transportable (4~20)mA, Instrument / Transmitter for selection			
Control Output	relay contact: ON/OFF; Load capacity: AC 230V/5A(Max)			
Power Supply	CCT-5300	CCT-5310	CCT-5320	
	DC 24V	AC 110V	AC 220V	
Working Environment	Temp. $(0\sim 50)^{\circ}\text{C}$ ; Relative Humidity $\leq 85\%\text{RH}$ (none condensation)			
Storage Environment	Temp. $(-20\sim 60)^{\circ}\text{C}$ ; Relative Humidity $\leq 85\%\text{RH}$ (none condensation)			
Dimension	96mm×96mm×105mm (H×W×D)			
Hole Size	91mm×91mm (H×W)			
Installation	Panel mounted, fast installation			

## CCT-3300 Series Conductivity Online Controller



### ■ Application:

Widely used for chemical industry, pharmaceutical, food, beverage, industrial coating, municipal water, Environmental, etc. conductivity / resistivity online measuring and control. It is a small-scale, industry leading and High Cost-Effective conductivity/resistivity integration online controller.

### ■ Characteristics:

- ◆ Integrated of Conductivity/Resistivity parameter measurement, support cell constant 0.01cm<sup>-1</sup>, 0.1 cm<sup>-1</sup>, 1.0cm<sup>-1</sup>, 10.0 cm<sup>-1</sup>;
- ◆ intelligent automatic range, automatic conversion in full range;
- ◆ Arbitrary selection of Conductivity, Resistivity and TDS;
- ◆ Check the conductivity, temperature, (4~20)mA at any time;
- ◆ Single channel Isolated (4~20) mA output, instrument/transmitter mode for selection;
- ◆ DC 24V; AC 110V; AC 220V power supply for selection;
- ◆ Measuring, communication, control are completely isolated, more stable;
- ◆ With the CE Certification.

### ■ Main technical features:

Constant	10.00cm <sup>-1</sup>	1.000cm <sup>-1</sup>	0.100cm <sup>-1</sup>	0.010cm <sup>-1</sup>
Conductivity	(0.5~20)mS/cm	(0.5~2,000)μS/cm	(0.5~200)μS/cm	(0.05~18.25)MΩ·cm
TDS	(250~10,000)ppm	(0.5~1,000)ppm	(0.25~100)ppm	—
Medium Temp.	(0~50)°C			
Resolution	Conductivity	TDS		Temp.
	0.01μS/cm	0.01ppm		0.1°C
Accuracy	Conductivity	Resistivity	TDS	Temp.
	1.5% (FS)	2.0% (FS)	1.5% (FS)	±0.5°C
Temperature compensation	(0~50)°C (with 25°C as Standard)			
Cable length	≤5m(MAX)			
mA output	Isolated (4~20)mA, Instrument / Transmitter for selection			
Control Output	relay contact: ON/OFF, Load capacity: AC 230V/5A(Max)			
Working Environment	Temp. (0~50)°C; Relative Humidity ≤85%RH (none condensation)			
Storage Environment	Temp. (-20~60)°C; Relative Humidity ≤85%RH (none condensation)			
Power Supply	CCT-3300	CCT-3310		CCT-3320
	DC 24V	AC 110V		AC 220V
Dimension	48mm×96mm×80mm (H×W×D)			
Hole Size	44mm×92mm (H×W)			
Installation	Panel mounted, fast installation			



## CCT-9300 Double Stages RO Controller



### ■ Application:

Double stages integration RO controller used for conductivity monitoring and process program control.

### ■ Main technical features:

Model	CCT-9300		
Signal detection (eleven channels)	Dry contact input	Raw water level:	Low level
		double channels	High level
		Intermediate tank level:	Low level
		double channels	High level
		First stage low pressure protection	
		First stage high pressure protection	
		Second stage high pressure protection	
		Pure water tank level:	Low level
		double channels	High level
		Pretreatment backwash signal	
		Control port (seven channels)	Dry contact output
External control mode signal	SPST-NO;		
Inlet valve	Load capacity:		
First stage booster pump	AC 220V/3A Max;		
First stage flushing valve	AC 110V/5A Max;		
First stage over-limit drainage valve	DC 24V/3A Max		
Second stage booster pump			
Second stage over-limit drainage valve			
Conductivity measurement points	Raw water conductivity, first stage product water conductivity, second stage product water conductivity, raw water temp.		
Measurement range	Raw water conductivity	Measurement range	0.05~19.99mS/cm
		Conductivity cell constant	10.0cm <sup>-1</sup>
	First stage product water	Measurement range	5~1999μS/cm
		Conductivity cell constant	1.0cm <sup>-1</sup>
		Measurement range	2~199.9μS/cm
		Conductivity cell constant	1.0cm <sup>-1</sup>
Second stage product water	Measurement range	0.5~19.99μS/cm	
	Conductivity cell constant	0.1cm <sup>-1</sup>	
Medium Temp.	0~60°C		
Accuracy	1.5% (FS)		
4~20mA output	Channels	Single channel	
	Characteristics	Isolated, reversible, fully adjustable, instrument/transmitter for selection Programmable for raw water conductivity, first stage product water conductivity, second stage product water conductivity.	
	Loop resistance	300Ω (max) DC 24V	
	Accuracy	±0.1mA	
Working environment	Temp. (0~50)°C; Relative Humidity ≤85%RH (none condensation)		
Storage environment	Temp. (-20~60)°C; Relative Humidity ≤85%RH (none condensation)		
Power supply	DC 24V±4V		
Dimnsion	130mm×180mm×60mm (H×W×D)		
Hole size	122mm×172mm (H×W)		
Installation	Panel mounted, fast installation		

## CCT-8320 Single Stage Double Channels RO Controller

### ■ Application:

Single stage double channels integration RO controller used for conductivity monitoring and process program control.



### ■ Main technical features:

Model	CCT-8320		
Signal detection (seven channels)	Dry contact input	Raw water tank level:	Low level
		double channels	High level
		Pure water tank level:	Low level
		double channels	High level
		Low pressure protection	
		High pressure protection	
Control port (five channels)	Dry contact output	Pretreatment backwash signal	
		Raw water pump	SPST-NO
		Inlet valve	Load capacity:
		High pressure pump	AC 220V/3A Max;
		Flush valve	AC 110V/5A Max;
Conductivity over-limit drainage valve	DC 24V/3A Max		
Measure detection points	Raw water conductivity, product water conductivity, raw water Temp.		
Measurement range	Raw water conductivity	Measurement range	5~4000 $\mu$ S/cm
		Conductivity cell constant	1.0cm <sup>-1</sup>
	Product water conductivity	Measurement range	2~200 $\mu$ S/cm
		Conductivity cell constant	1.0cm <sup>-1</sup>
Medium Temp.	0~50 °C		
Accuracy	1.5% (FS)		
Communication	RS485 communication (Modbus protocol)		
Working environment	Temp. (0~50)°C; Relative Humidity $\leq$ 85%RH (none condensation)		
Storage environment	Temp. (-20~60)°C; Relative Humidity $\leq$ 85%RH (none condensation)		
Power supply	DC 24V $\pm$ 4V		
Protection level	IP65 (with back cover)		
Dimension	130mm $\times$ 180mm $\times$ 60mm (H $\times$ W $\times$ D)		
Hole size	122mm $\times$ 172mm (H $\times$ W)		
Installation	Panel mounted, fast installation		

### ■ Order direction:

Basic order units

CCT-8320 Single stage RO controller

Conductivity cell selection:

Conductivity cell constant	Part No.
1.0cm <sup>-1</sup>	CON3134-14
1.0cm <sup>-1</sup>	CON3104-14

Note: Either CON3134-14 or CON3104-14 can't be used for food, beverage, medical or sanitary industries.



## ROC-2315 Single Stage Single Channel RO Controller



### ■ Application:

Single stage RO controller used for conductivity monitoring and process program control.

### ■ Main technical features:

Controller Model	ROC-2315		
Signal detection (six channels)	Dry contact input	Raw water no water protection	
		Low pressure protection	
		High pressure protection	
		Pure water tank high level	
		External control mode signal	
		Running reset	
Control port (five channels)	Dry contact output	Raw water pump	SPST-NO
		Inlet valve	Load capacity:
		High pressure pump	AC 220V/3A Max;
		Flush valve	AC 110V/5A Max
		Conductivity over-limit drainage valve	
Measurement detection point	Product water conductivity		
Measurement range (ROC-2315)	Product water conductivity: 0.1~200 $\mu$ S/cm, 1~2000 $\mu$ S/cm or 10~9999 $\mu$ S/cm (with different sensor) Product water Temp.: 0~50 $^{\circ}$ C		
Temp. compensation	Automatic compensation, with 25 $^{\circ}$ C as the reference temperature		
Accuracy	1.5% (FS)		
Working environment	Temp. (0~50) $^{\circ}$ C; Relative Humidity $\leq$ 85%RH (none condensation)		
Storage environment	Temp. (-20~60) $^{\circ}$ C; Relative Humidity $\leq$ 85%RH (none condensation)		
Power supply	AC 220V( $\pm$ 10%) 50/60Hz		
Dimension	96mm $\times$ 96mm $\times$ 130mm (H $\times$ W $\times$ D)		
Hole size	91mm $\times$ 91mm (H $\times$ W)		
Installation	Panel mounted, fast installation		

### ■ Order direction:

Basic order units

ROC-2315 Single Stage RO Controller

Conductivity cell selection:

Conductivity cell constant	Part No.
0.1cm <sup>-1</sup>	CON3133-13
1.0cm <sup>-1</sup>	CON1134-13(standard)
10.0cm <sup>-1</sup>	CON2136-13

Note: CON1134-13 can't be used for food, beverage, medical or sanitary industries.

## Accessories

### ■ Conductivity Sensor



### ■ Dissolved Oxygen Sensor



### ■ pH/ORP Sensor



### ■ Flow Sensor



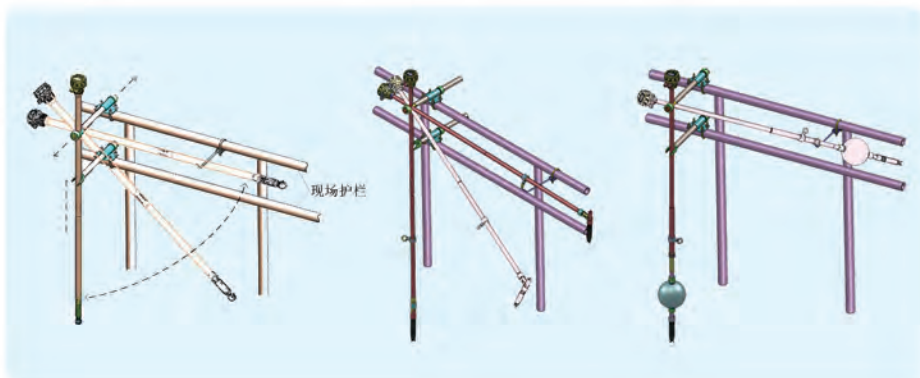
### ■ Digital Sensor (4-20mA output or RS485 for selecting)



### ■ Accessories



### ■ Sensor Bracket





## EDI Module

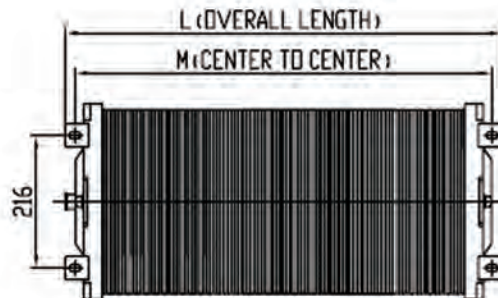

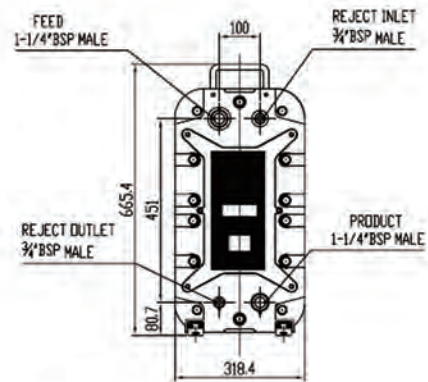
### ■ CONTINUOUS PRODUCTION, WITHOUT USE OF CHEMICALS

The IT-DS series industrial modules generate mixed bed deionized water through electrodeionization and are specifically designed for industrial applications. Iontech modules consistently deliver maximum reliability and superior performance for power, general electronics and laboratory applications without regeneration downtime.



### ■ Characteristics:

- ◆ Double O-ring seal guarantees leak-free operation
- ◆ Generate mixed-bed quality deionized water without the use of chemicals
- ◆ Continuous production instead of batch, with consistent quality
- ◆ No need for acid/caustic, neutralization system or exchangeable DI tanks
- ◆ Superior electrical isolation
- ◆ 100 psi (7 bar), 113°F (45°C) continuous operation



### ■ OPERATING ENVIRONMENT

Installation should be indoors with no direct sunlight and should have a maximum ambient room temperature of 113°F (45°C).

### ■ QUALITY ASSURANCE STANDARDS

CE marked. Each module is factory tested to meet strict industry standards and is manufactured in an ISO 9001 and ISO 2000 quality and environmental management system.

### ■ Physical Specifications

Item Number	Dimensions	
	L	M
IT-DS-05S	179mm (7.05 in)	147mm (5.79 in)
IT-DS-10S	268 mm (10.56 in)	236mm (9.30 in)
IT-DS-20S	386 mm (15.20 in)	354mm (13.94 in)
IT-DS-30S	563 mm (22.17 in)	531mm (20.91 in)
IT-DS-50S	778 mm (30.63 in)	746mm (29.37 in)

### ■ Maximum Feed Water Specifications

Feed Water Source	RO permeate
Feed Water Conductivity Equivalent, including CO <sub>2</sub>	< 40 µS/cm
Silica (SiO <sub>2</sub> )	< 1 ppm
Iron (as Fe, Mn, S)	< 0.01 ppm
Maximum Total Chlorine (as Cl)	< 0.02 ppm
Total Hardness (as CaCO <sub>3</sub> )	< 1.0 ppm
Dissolved Organics (TOC as C)	< 0.5 ppm
pH	4 - 11
Temperature	41-113°F (5 - 45°C)
Inlet Pressure	< 100 psi (7 bar)

### ■ Module Performance

Operating Parameters	
Recovery	90 - 95%
Pressure Drop Range at Nominal Flow	20 - 30 psi (1.4 - 2.1 bar)
Product Water Quality	
Product Resistivity	>16MΩ·cm
Silica (SiO <sub>2</sub> ) Removal	90 - 99% (depending on feed conditions)

### ■ FLOW AND PHYSICAL SPECIFICATIONS

Model Number	Product Flow range m <sup>3</sup> /h (gpm)	Product Flow Normal.m <sup>3</sup> /h (gpm)	DC Voltage V	DC Amperage A	Shipping Weight kg (lbs.)	Operating Weight kg (lbs.)
IT-DS-05	0.22-0.67 (1.0-3.0)	0.44 (2.0)	0-55	0-6	73 (161)	50 (111)
IT-DS-10	0.55-1.65 (2.5-7.5)	1.10 (5.0)	0-135	0-6	96 (211)	73 (161)
IT-DS-20	1.10-3.10 (4.5-13.5)	2.00 (9.0)	0-240	0-6	105 (231)	82 (181)
IT-DS-30	1.70-5.10 (7.5-22.5)	3.30 (15.0)	0-320	0-6	118 (281)	96 (231)
IT-DS-50	2.55-7.7 (11.25-33.8)	5.10 (22.5)	0-400	0-6	153 (336)	129 (284)





## Dosing Pump

### ■ Applications:

Chemical Industries, water treatment, Medical industries, Laboratories and Analysis, Swimming pool, Drinking water, Disinfection, Reverse Osmosis



Technical Data				
Model	Pressure(bar)	Flow rate(m <sup>3</sup> /h)	Speed(strokes/Min)	Connection Size(inch)
T1600	16	0.4	60	3/8"*1/4"
T1601	16	0.6	90	3/8"*1/4"
T1602	16	0.8	120	3/8"*1/4"
T1200	12	0.6	90	3/8"*1/4"
T1201	12	0.8	120	3/8"*1/4"
T1202	12	1.2	180	3/8"*1/4"
T0803	8	3	90	3/8"*1/4"
T0804	8	4	120	3/8"*1/4"
T0806	8	6	180	3/8"*1/4"
T0306	3	5.5	90	3/8"*1/4"
T0308	3	7.3	120	3/8"*1/4"
T0311	3	11	180	3/8"*1/4"
T0211	1.5	11	90	3/8"*1/4"
T0215	1.5	14.5	120	3/8"*1/4"
T0222	1.5	22	180	3/8"*1/4"

- 1.CREATEC T series is a PTFE diaphragm-type metering pump, stroke length and stroke speed can be adjusted.
2. The flow could be controlled by adjusting the length of the stroke or the pulse frequency.
3. Type of enclosure: IP65 Insulation class: F Power: ≤30w
4. Pump is with the merits of low power consumption, simple design, easy to install.
5. Apply to Chemical Industries, water treatment, Medical industries, Laboratories and Analysis, Swimming pool, Drinking water, Disinfection, Reverse Osmosis
6. PP material pump head and body can be anti-corrosion.

## ■ Maximum Feed Water Specifications

Component	Liquid Ends Material	
	Standard	Optional
Pump Head	PP	SUS304
Diaphragm	PTFE	
Valve Body	PP	SUS304
Valve Ball	Ceramics	SUS304
Valve Seat	FPM	SUS304
Valve Spring	Hastelloy	
Sealing Element	FPM	PTFE

### Model Selection:

T+Pump Type+Material+Control model+Electrical Connection+Attachment

Pump Type:1600 1601...(as shown in above table)

### Material:

A=PP

B=SUS304

### Control Model:

A=Basic Control Model

B= Basic Control Model + Remote start-stop

C=100%+50%+Pulse signal

D=100%+50%+4-20mA signal

### Electrical Connection:

1=Standard Plug,1.8m power line

2=Insulation Y type terminal, 1.8m power line

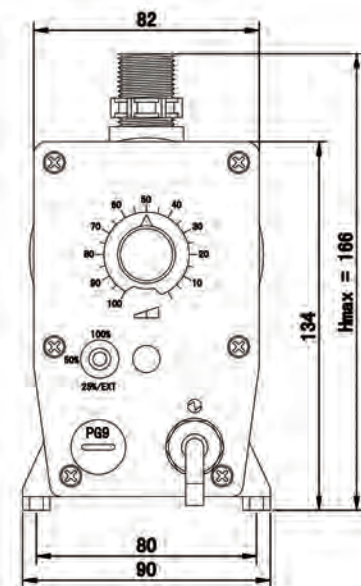
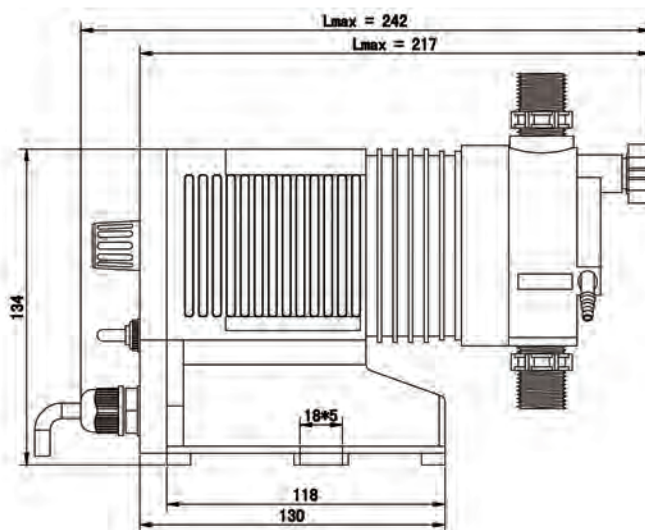
3= Other customized length

### Attachments:

1=Bottom Valve, Injection Valve,5m PE tube

2= Bottom Valve, Injection Valve,10m PE tube

3=None





## One-stop Purchase Service

One-stop Purchase for Water Treatment Accessories Whatever you need, we will source for you !!!



Dosing Pump (CREATEC brand)



Dosing Pump (SEKO)



Centrifugal Pump



RUNXIN Valve



Gate/Butterfly/Check Valve



Frequency Inverter



EDI Module



Ozone Generator



Pressure Transmitter



Rotaflow Meter



Ultrasonic Flow Meter



RO Membrane



Membrane Housing



FRP Tank



Filter



Active Carbon



Ion Exchange Resin



